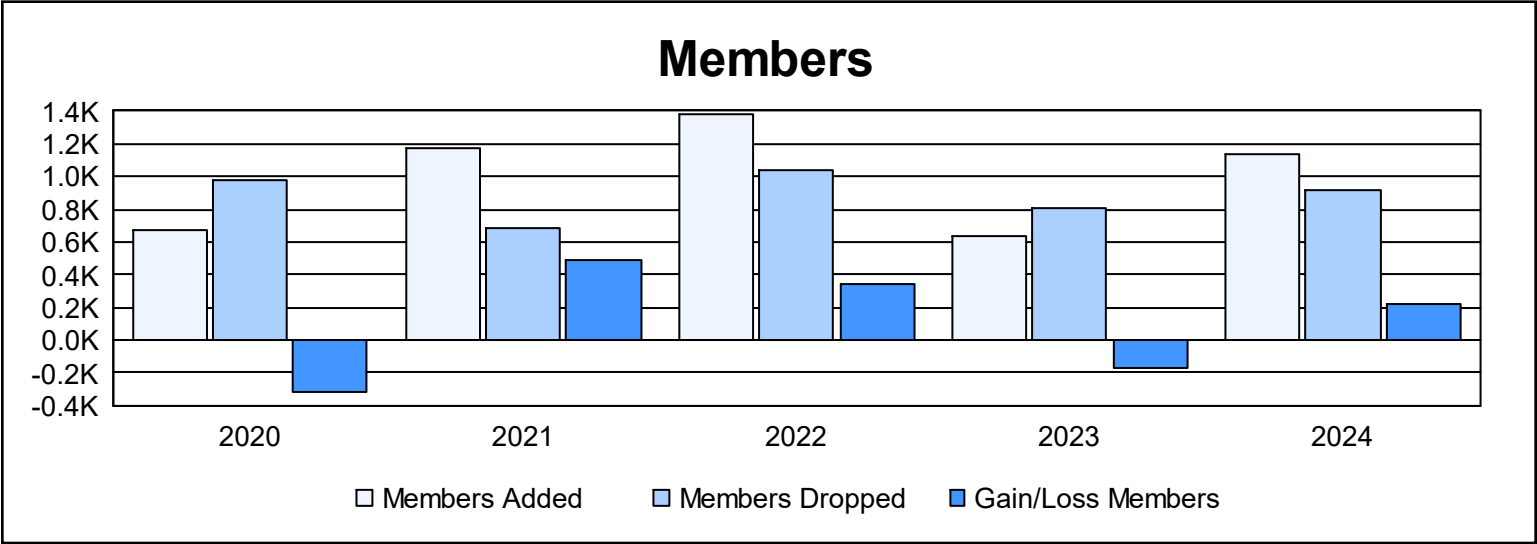
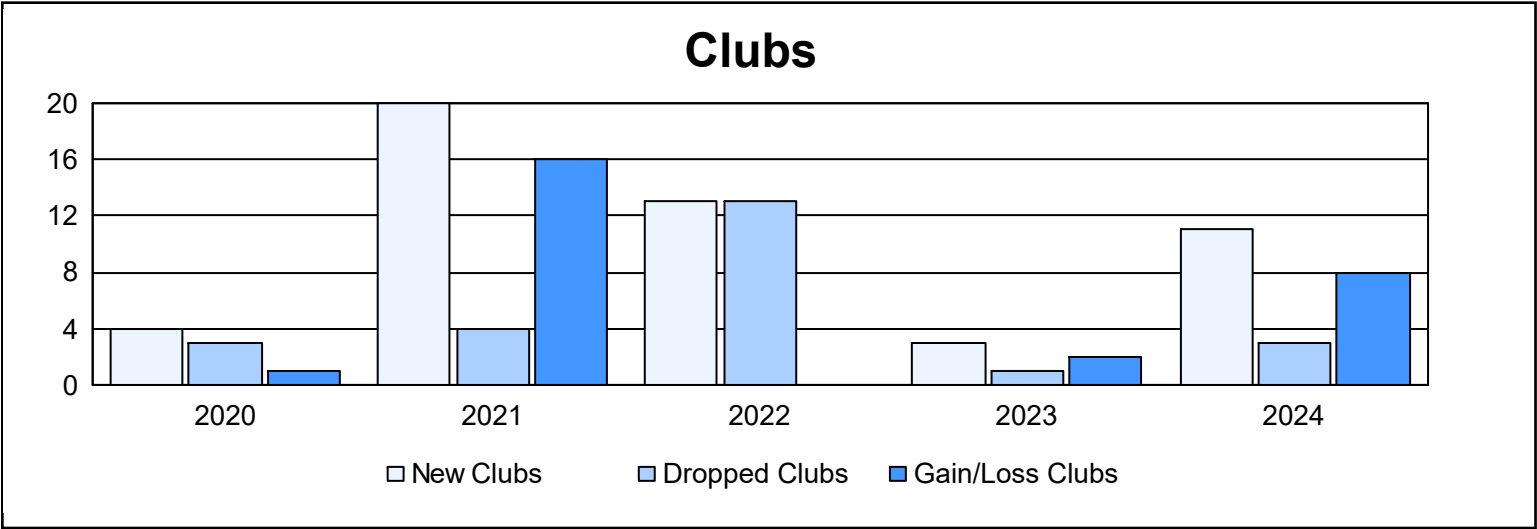
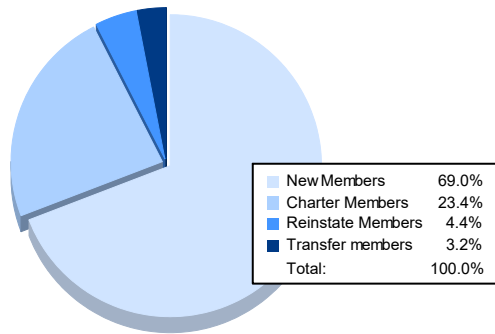


Year	New Clubs	Dropped Clubs	Gain/ Loss Clubs	New Members	Charter Members	Reinstate Members	Transfer Members	Total Member Added	Total Members Dropped	Gain/ Loss Members
2019-2020	4	3	1	281	198	172	18	669	984	-315
2020-2021	20	4	16	516	557	94	9	1,176	687	489
2021-2022	13	13	0	838	400	119	27	1,384	1,044	340
2022-2023	3	1	2	418	122	73	29	642	808	-166
2023-2024	11	3	8	787	267	50	36	1,140	921	219
Average	10	5	5	568	309	102	24	1,002	889	113



Membership Composition June 2024 Cumulative



Gender Composition June 2024 Cumulative

